



# RECHARGEABLE HOT WATER BOTTLE

\*Please refer to the warranty section for terms of your extended guarantee

## READING AND STORING THE USER MANUAL



Before using this product, please read through this manual carefully paying particular attention to the safety instructions. Failure to do so may result in personal injury or damage to the product.

Carefully save this instruction manual for future reference. Ensure the user manual is included when passing the product on to any third parties.

## IMPORTANT SAFETY INSTRUCTIONS FOR PROPER USE

**When using electrical appliances, basic safety precautions should always be followed.**

Only use the product as described in this user manual. Any other use is considered improper and may result in damage to property or persons. The manufacturer or vendor cannot be held liable for damages or injury incurred through improper or incorrect use.

- **Read and familiarise yourself with all operating instructions before using this Rechargeable Hot Water Bottle.**
- Before plugging your unit into the mains, visually check that the unit is intact and has not suffered any transit damage.
- **DO NOT** use this Rechargeable Hot Water Bottle folded or rucked.
- **DO NOT** insert pins into this hot water bottle.
- This appliance can be used by children aged from 8 years old and above and persons with reduced physical, sensory or mental capabilities or lack of experience and knowledge if they have been given supervision or instruction concerning use of the appliance in a safe way and understand the hazards involved.
- Children shall not play with the appliance.
- Cleaning and user maintenance shall not be made by children without supervision.

- The appliance can be used by children older than 3 years and younger than 8 years under supervision.
- Not to be used by very young children (0-3 years).
- This appliance is not to be used by young children over the age of three unless the controls have been pre-set by a parent or guardian, or unless the child has been adequately instructed on how to operate the controls safely.
- Children under the age of three are not to use this appliance due to their inability to react to overheating.
- This appliance must not be used by persons insensitive to heat and other very vulnerable persons who are unable to react to overheating.
- Only use the Controller marked on the rating label with this Rechargeable Hot Water Bottle.
- Whilst storing the bottle, allow it to fully cool.
- **DO NOT** crease the appliance by placing other items on top of the Hot Water Bottle.
- Examine the appliance frequently for signs of wear or damage. If there are such signs, if the appliance has been misused or does not work return it to the supplier before switching it on again.
- This bottle is for domestic use only and is not intended for commercial use or for use in hospitals.
- **DO NOT** use if damp or wet.
- When in use ensure the Rechargeable Hot Water Bottle & mains lead do not get trapped.
- The cable and control unit of the appliance can give rise to risks of entanglement, strangulation, tripping or treading if not correctly arranged. The user shall make sure that excess electric cord shall be arranged in a safe way.

- Arrange the Rechargeable Hot Water Bottle so it is not positioned beneath bolsters or pillows.
- **DO NOT** dry clean this Rechargeable Hot Water Bottle, for cleaning follow the instructions supplied.
- There are no user serviceable parts, the bottle should only be repaired or serviced by a qualified service engineer.
- It is recommended this Rechargeable Hot Water Bottle is used in conjunction with a residual current device (RCD) with a rated residual operating current not greater than 30mA.
- This Rechargeable Hot Water Bottle is only for use by humans and shouldn't be used for pets.
- When in use the control unit must not be placed near open windows or inside the bed covers.
- Ensure the Rechargeable Hot Water Bottle is only connected to an electrical supply as specified in the instructions.
- Switch off the power and remove the plug from the socket outlet when not in use.

**It is recommended that this appliance should not be used whilst sleeping.**

## Explanation of Symbols


The following warning symbols or words are used in this instruction manual:



Products labelled with UK Conformity Assessment identifies products conforming to UK statutory requirements.



Products labelled with UK Conformity Assessment identifies products conforming to UK statutory requirements.



This symbol indicates that the heater is double insulated and therefore does not require an Earth connection.



You should now recycle your waste electrical goods and in doing so help the environment. This symbol means waste electrical products at the end of their useful life should not be disposed of with normal household waste and not sent to landfill. Please ensure it is taken to a suitable facility for disposal. Check with your Local Authority or retailer for recycling advice or visit [www.recycle-more.co.uk](http://www.recycle-more.co.uk) or [www.weeeireland.ie](http://www.weeeireland.ie) enter your postcode to find out your nearest recycling site.



This symbol provides useful additional information on the use of this product.



This symbol indicates that the supply uses an alternating current mains supply.



This designates a hazard with moderate risk, which may result in severe injury if not adhered to.



Do Not Use  
Folded or Rucked



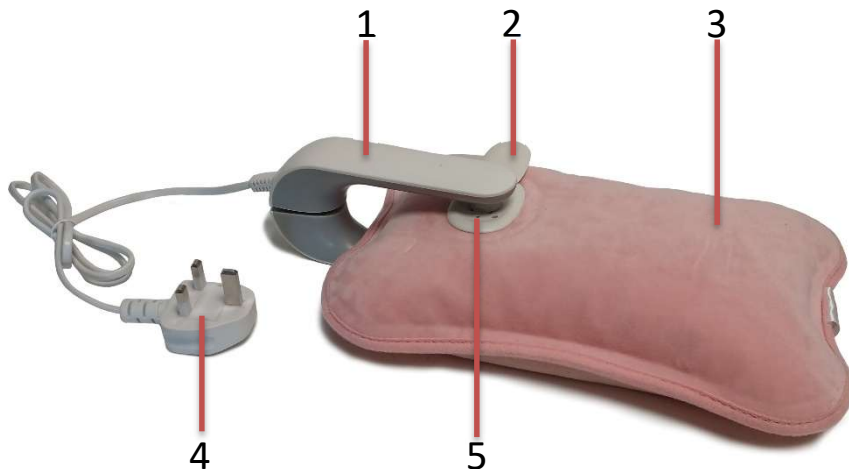
Do Not Insert Pins  
into the Blanket



Do Not use with very  
young Children (0-3  
years)

**Before first use of Your Rechargeable Hot Water Bottle**

Remove all packing materials and discard responsibly.

**Description of Parts**

1. Power Connector
2. Power Inlet Cover
3. Hot Water Bottle
4. Indicator Light
5. Mains Plug

**Using Your Rechargeable Hot Water Bottle**

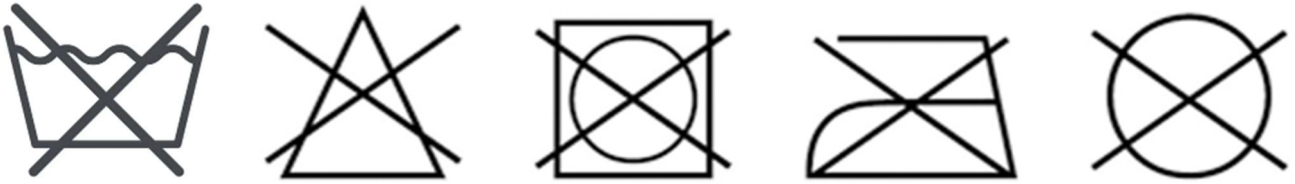
- Place the **Hot Water Bottle** (3) on a flat level surface.
- Rotate the **Power Inlet Cover** (2) to reveal the power socket.
- Slide the foot of the **Power Connector** (1) under the **Hot Water Bottle** (3) and push the **Power Connector** (1) down into the power socket until it is firmly in place.
- Insert the **Mains Plug** (4) into the nearest mains socket. The **Indicator Light** (4) will come on to indicate the **Hot Water Bottle** (3) is heating up.
- Once the **Hot Water Bottle** (3) reaches temperature the red **Indicator Light** (4) will go off.

**Reheating Your Rechargeable Hot Water Bottle**

- Whilst reheating, if the **Indicator Light** (4) does not light up, this means the safety protection device has activated, and it will resume normal operation once the temperature has cooled down.

**Cleaning and Maintenance**

- Make sure the Rechargeable Hot Water Bottle is unplugged from the mains supply before cleaning and is at room temperature.
- Use a soft brush for regular cleaning, and for stubborn stains use a slight damp cloth using water only.
- After cleaning, make sure all parts are thoroughly dry before you use it again.
- **DO NOT** immerse the appliance, its cable or connector in water or any other liquid.
- After use, store your Rechargeable Hot Water Bottle in a cool dry place away from direct sunlight.



- Do not wash.
- Do not bleach.
- Do not tumble dry.
- Do not iron.
- Do not dry clean.
- Do not use folded or rucked.
- Do not insert pins into the Hot Water Bottle.
- Do not use with a helpless person, an infant or a person insensitive to heat.
- Not to be used by very young children (0-3 years)



### ***Technical Specification***

Product Code	HEA2030
Rated Voltage	220-240V AC ~ 50/60Hz
Rated Power	380W
Protection Class	II
Power consumption of equipment in Off Mode shall not exceed 0,30W	0.21W
This Equipment complies with Annex III of the Commission Regulation (EU) 2023/826	

### ***Recycling Information***

#### ***Disposal of the Packaging***

Dispose of paper and cardboard in appropriate paper re-cycling facilities.  
 Dispose of recyclable plastics in appropriate plastic re-cycling facilities.  
 Dispose of non-recyclable plastics in the appropriate plastics collection service.

#### ***Disposal of the Product***

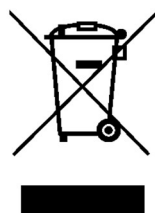



You should now recycle your waste electrical goods and in doing so help the environment. This symbol means waste electrical products at the end of their useful life should not be disposed of with normal household waste and not sent to landfill. Please ensure it is taken to a suitable facility for disposal. Check with your Local Authority or retailer for recycling advice or visit [www.recycle-more.co.uk](http://www.recycle-more.co.uk) or [www.weeeireland.ie](http://www.weeeireland.ie) enter your postcode to find out your nearest recycling site.

### ***Customer Support***

Should you require any product information, replacement parts or accessories, please contact our customer care team on 0161 831 7879 (8.30am-4.30pm Monday to Thursday, 8.00am-4.00pm Friday) and select option 3 or by contacting us via email: [help@daewooelectricals.com](mailto:help@daewooelectricals.com).

- Replacement parts and accessories are guaranteed for 1 year from the date of purchase.
- It is important to note that your warranty becomes invalid should non Daewoo parts or accessories be used with this appliance.

**UK  
CA**

**Notes**

---

**Notes**

---

**Notes**



# DAEWOO®

## WARRANTY

*Thank you for purchasing your Daewoo product.*

*As part of our commitment to quality, we are offering you an extra 2 years warranty in addition to your 1 year guarantee*

Your Daewoo product is guaranteed for 1 year from the date of original purchase, with proof of purchase or receipt. If any defect should occur due to faulty workmanship or material, your faulty vacuum should be returned to the place of purchase, replacement or refund is at the discretion of the retailer.

The guarantee is subject to the following provisions:

- The product must be correctly installed and operated in accordance with the requirements contained in the instruction manual.
- The product must be used solely for domestic purposes.
- It does not cover general wear and tear, damage, misuse or any consumable parts.
- The guarantee will be rendered invalid if the product is re-sold or has been damaged through inexpert repair.
- The guarantee is only valid within the UK and Eire.

Your standard 1 year guarantee will only be extended to the maximum available for your individual product upon registration. (Note: products must be registered individually and covers the main body and housing). If you do not register your product within 28 days of the original purchase date, your product will only be guaranteed for 1 year.

*To validate your extended 2 year warranty\* please register your purchase online within 28 days of the original purchase date by registering at:*

<https://help.daewooelectricals.com>

or

[Contact Us \(daewooelectricals.com\)](mailto:Contact Us (daewooelectricals.com))

\*Your extended warranty is only valid with proof of purchase receipt and subject to the conditions outlined above.

Daewoo is a registered trademark.  
Produced and imported under licence by  
Eurosonic Group Limited  
Brightgate House  
1 Brightgate Way  
Manchester M32 0TB UK  
EU Rep: EuroSonic Magppie (ESM) Ltd. Ireland D05 X006  
[www.esgltd.com](http://www.esgltd.com)