



*Please refer to the warranty section for terms of your extended guarantee

OVERSIZED HEATED HOODIE



READING AND STORING THE USER MANUAL



Before using this product, please read through this manual carefully paying particular attention to the safety instructions. Failure to do so may result in personal injury or damage to the product.

Carefully save this instruction manual for future reference. Ensure the user manual is included when passing the product on to any third parties.

IMPORTANT SAFETY INSTRUCTIONS FOR PROPER USE

- Unpack the product and make sure it has not been damaged during transit or opening.
- Make sure the product is only used indoors and in the way it is intended to be used.
- Only use when dry.
- Sharp objects such as pins could harm the internal wires so make sure these are kept away from the product.
- Children under the age of 3 must not use the appliance due to their inability to react to overheating.
- The appliance can be used by children older than 3 years and younger than 8 years under supervision and with control always set to the lowest temperature setting.
- This appliance must not be used by vulnerable people who are insensitive or unable to react to overheating.
- The cable may cause risks of entanglement, strangulation, tripping or treading if not correctly arranged. The user shall make sure that excess electric cords shall be arranged in a safe way.
- If the power cord is damaged, it must be replaced by the manufacturer in order to avoid a hazard.
- If you no longer wish to use the appliance, make sure it is unusable by cutting the power lead when disconnected and disposed of it in the correct manner.
- This appliance is not intended for use by persons with a reduced physical, sensory or mental capabilities, or lack of experience and knowledge, unless supervised or given

appropriate instruction concerning the products use from the person responsible for their safety.

Explanation of Symbols

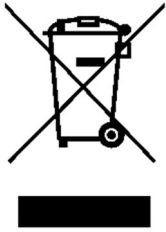
The following warning symbols or words are used in this instruction manual:

**UK
CA**

Products labelled with this symbol conform to applicable provisions of the European Economic Area.

CE

Products labelled with this symbol conform to applicable provisions of the European Economic Area.



You should now recycle your waste electrical goods and in doing so help the environment. This symbol means waste electrical products at the end of their useful life should not be disposed of with normal household waste and not sent to landfill. Please ensure it is taken to a suitable facility for disposal. Check with your Local Authority or retailer for recycling advice or visit www.recycle-more.co.uk or www.weeeireland.ie, enter your postcode to find out your nearest recycling site.




This designates a hazard with moderate risk, which may result in severe injury if not adhered to.


Using Your Heated Hoodie

1. Locate the USB plug in the front pocket and lift off the USB cap.
2. Attach the USB plug to a battery power bank (not supplied).
3. Press and hold the temperature switch control located on the front of the heated hoodie for 3 seconds.
4. The red light will start to pulse on and off while the heated hoodie reaches temperature in approximately 5 minutes.
5. After the temperature has been met, the light will automatically turn blue for medium temperature setting and remain lit.
6. To change temperature, press the temperature switch control quickly once.
7. To stop heating, press the temperature switch control for 3 seconds and the light will turn off.


Temperature Settings



High



Medium



Low

Cleaning and Maintenance

Washing Instructions



Disconnect the battery before washing.

Make sure the USB cap is firmly on the USB cable before washing.

- Machine wash on a gentle 30 degrees.
- Wash similar colours together.
- Do not use bleach.
- Do not iron.
- Do not dry clean.
- Do not tumble dry.

Drying instructions

Line dry or dry flat.

Please make sure the Heated Hoodie is dry before use.

After washing, inspect the Hoodie before use:

Inspect to make sure no wire is visible through the surface, make sure the wires have not formed loops or twisted back by holding it up to a window. Check the USB cable regularly for cuts or damage.

Storing the Heated Hoodie

Allow to completely cool before storing away.

Roll or fold without creasing.

Do not store heavy items on top of the Heated Hoodie as this could cause deep creases and damage the wiring.

Technical Specification

Model Number	HEA1937
Rated Voltage	5VDC
Rated Current	2A

Customer Support

Should you require any product information, replacement parts or accessories, please contact our customer care team on 0161 831 7879 (8.30am-4.30pm Monday to Thursday, 8.00am-4.00pm Friday) and select option 3 or by contacting us via email: help@daewooelectricals.com.

- Replacement parts and accessories are guaranteed for 1 year from the date of purchase.
- It is important to note that your warranty becomes invalid should non Daewoo parts or accessories be used with this appliance.





DAEWOO®

WARRANTY

Thank you for purchasing your Daewoo product.

As part of our commitment to quality, we are offering you an extra 2 years warranty in addition to your 1 year guarantee

Your Daewoo product is guaranteed for 1 year from the date of original purchase, with proof of purchase or receipt. If any defect should occur due to faulty workmanship or material, your faulty product should be returned to the place of purchase, replacement or refund is at the discretion of the retailer.

The guarantee is subject to the following provisions:

- The product must be correctly installed and operated in accordance with the requirements contained in the instruction manual.
- The product must be used solely for domestic purposes.
- It does not cover general wear and tear, damage, misuse or any consumable parts.
- The guarantee will be rendered invalid if the product is re-sold or has been damaged through inexpert repair.
- The guarantee is only valid within the UK and Eire.

Your standard 1 year guarantee will only be extended to the maximum available for your individual product upon registration. (Note: products must be registered individually and covers the main body and housing). If you do not register your product within 28 days of the original purchase date, your product will only be guaranteed for 1 year.

To validate your extended 2 year warranty* please register your purchase online within 28 days of the original purchase date by registering at:

<https://help.daewooelectricals.com>

or

[Contact Us \(daewooelectricals.com\)](https://daewooelectricals.com)

***Your extended warranty is only valid with proof of purchase receipt and subject to the conditions outlined above.**

Daewoo is a registered trademark.
Produced and imported under licence by
Eurosonic Group Limited
Brightgate House
1 Brightgate Way
Manchester M32 0TB UK
EU Rep: EuroSonic Magppie (ESM) Ltd. Ireland D05 X006
www.esgltd.com