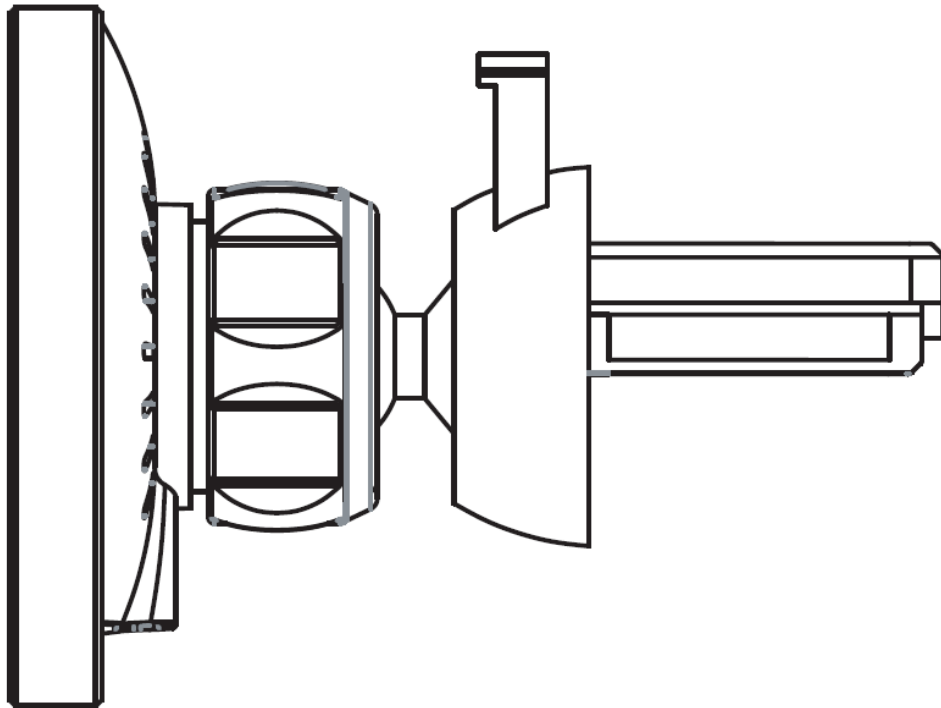




DAEWOO®



Magnetic Wireless Car Charger

User Manual



READING AND STORING THE USER MANUAL



Before using this product, please read through this manual carefully paying particular attention to the safety instructions. Failure to do so may result in personal injury or damage to the product.

Carefully save this instruction manual for future reference. Ensure the user manual is included when passing the product on to any third parties.

IMPORTANT SAFETY INSTRUCTIONS FOR PROPER USE

Whilst using electrical appliances, basic safety precautions should always be followed:

Only use the product as described in this user manual. Any other use is considered improper and may result in damage to property or persons. The manufacturer or vendor cannot be held liable for damages or injury incurred through improper or incorrect use.

Read and familiarise yourself with all operating instruction before using this Magnetic Car Wireless Charger.

- Before using your Wireless Charger, visually check that the unit is intact and has not suffered any transit damage.
- Only connect the Wireless Charger from a suitable USB outlet, any other power source may cause permanent damage to the product.
- Do not operate this product after a malfunction or after being dropped or damaged in any way.
- Never allow children to play with the product. Small parts may be a choking hazard.
- Do not allow the USB charging cable to hang over sharp edges or come in contact with hot surfaces.
- This product is intended for household use only and should not be used for industrial purposes.
- Do not use this product for anything other than its intended use.
- Do not immerse the product in water or any other liquids.
- Do not expose the product to moisture, rain or humidity, as it is not waterproof.
- Before cleaning, ensure the product is not connected to the USB supply.

-
- Never clean the product with solvents or harsh or abrasive cleaners.
 - Do not attempt to dismantle the product, it does not contain any user serviceable parts.
 - Whilst not in use, store the product in a cool dry place free from extreme temperatures, humidity or dust and away from direct sunlight.

Explanation of Symbols

The following warning symbols or words are used in this instruction manual:

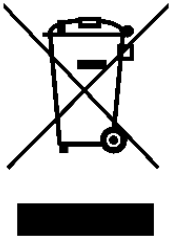


Products labelled with UK Conformity Assessment identifies products conforming to UK statutory requirements.

Products labelled with this symbol conform to applicable provisions of the European Economic Area.




This symbol provides useful additional information on the use of this product.



You should now recycle your waste electrical goods and in doing so help the environment. This symbol means waste electrical products at the end of their useful life should not be disposed of with normal household waste. Please ensure it is taken to a suitable facility for disposal. Check with your Local Authority or retailer for recycling advice or visit www.recycle-more.co.uk enter your postcode to find out your nearest recycling site.

LED Descriptions



Notes on Your Magnetic Wireless Car Charger

- Do not place metal objects onto the Charging Pad during use as this may cause permanent damage to the unit.
- This magnetic phone charger is compatible with iPhone 12 to 15 with Magsafe.

Before first use of Your Magnetic Wireless Car Charger

Remove all packing materials and discard responsibly.

Check that all the parts are present with your product see '**Description of Parts**' below.

Using Your Magnetic Wireless Car Charger

1. Attach the air outlet clip onto the charger and fix it onto the air outlet in the car dashboard.
2. Insert the C-Type plug of the USB cable into the **C-Type USB Charging Port**.
3. Place the iPhone onto the magnetic charging pad.

i The case (if fitted) of the phone must be removed first before placing it onto the charger.

4. Connect the large A-Type USB plug to a QC/PD3.0 type car charger (not supplied).

Technical Specification

Model Number	ELA1433
USB Input	5V/2A 9V/2A 12V/1.5A DC
Rated Power	5W/7.5W/10W/15W (max.)
Port Type	C – Type
Conversion Efficiency	≥72%
Dimensions	76 x 60 x 60mm

Recycling Information

Disposal of the Packaging

Dispose of paper and cardboard in appropriate paper recycling facilities.

Dispose of recyclable plastics in appropriate plastic recycling facilities.

Dispose of non-recyclable plastics in the appropriate plastics collection service.

Disposal of the Product



You should now recycle your waste electrical goods and in doing so help the environment. This symbol means waste electrical products at the end of their useful life should not be disposed of with normal household waste and not sent to landfill. Please ensure it is taken to a suitable facility for disposal. Check with your Local Authority or retailer for recycling advice or visit enter your postcode to find out your nearest recycling site.

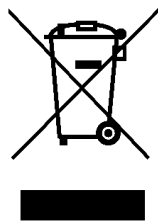
Customer Support

Should you require any product information, replacement parts or accessories, please contact our customer care team at help@daewooelectricals.com or call 0161 831 7879.

- *Replacement parts and accessories are guaranteed for 1 year from the date of purchase.*
- *It is important to note that your warranty becomes invalid should non Daewoo parts or accessories be used with this appliance*

**UK
CA**

C E





DAEWOO®

WARRANTY

Thank you for purchasing your Daewoo product.

As part of our commitment to quality, we are offering you an extra 2 years warranty in addition to your 1 year guarantee.

Your Daewoo product is guaranteed for 1 year from the date of original purchase, with proof of purchase or receipt. If any defect should occur due to faulty workmanship or material, your faulty product should be returned to the place of purchase, replacement or refund is at the discretion of the retailer.

The guarantee is subject to the following provisions:

- The product must be correctly installed and operated in accordance with the requirements contained in the instruction manual.
- The product must be used solely for domestic purposes.
- It does not cover general wear and tear, damage, misuse or any consumable parts.
- The guarantee will be rendered invalid if the product is re-sold or has been damaged through inexpert repair.
- The guarantee is only valid within the UK and Eire.

Your standard 1 year guarantee will only be extended to the maximum available for your individual product upon registration. (Note: products must be registered individually and covers the main body and housing). If you do not register your product within 28 days of the original purchase date, your product will only be guaranteed for 1 year.

To validate your extended 2 year warranty* please register your purchase online within 28 days of the original purchase date by registering at:

Daewoo is a registered trademark.

Produced and imported under licence by
Eurosonic Group Limited

Brightgate House, 1 Brightgate Way, Manchester, M32 0TB, UK.

EU Rep: EuroSonic Magpie (ESM) Ltd. Ireland D05 X006.

www.esgltd.com